



PLEASE BE SURE TO MENTION YOUR INSTALLER'S DETAILS  
WHEN REGISTERING THE METER.

Installer's Name: \_\_\_\_\_

Contractor's Number: \_\_\_\_\_

Installation Date: \_\_\_\_\_

How satisfied are you with your Installer?



**Thank You for purchasing a Citiq Prepaid meter!**  
**In order for your meter to work, you need to activate it.**

## Registering Your Meter

COMPLETE THE FORM ON THE INSIDE OF YOUR  
METER WRAP, AND SEND ALONG WITH:

- ✓ the owner's ID
- ✓ proof of banking details
- ✓ proof of adress
- ✓ a copy of council bill

KINDLY NOTE SUPPLYING INCORRECT BILLING  
DETAILS IS A CRIMINAL OFFENCE

### Complete Your Registration Form:

**Via phone: 087 55 111 55**

**Whatsapp: 087 55 111 17**

**Fax to: 086 606 6381**







or

**Scan and email to:**  
**help@citiqprepaid.co.za**



## How To Buy Tokens For Tenants






### SIGN-UP FOR THE TENANT PORTAL

-  Go to [www.citiqprepaid.co.za](http://www.citiqprepaid.co.za)
-  Click on the SIGN UP button right at the top of the page
-  Add your meter number and click NEXT
-  Add your name, surname, ID number and email address and click on SIGN UP
-  You'll receive an activation link from Citiq Prepaid to activate your account, click on the link.
-  Set your password

### WHAT YOU NEED

- Your 11 digit meter number
- A cell phone to receive the 20 digit code via SMS

### RECHARGE AT:

-  Citiq Prepaid website (Credit Card or OZOW)
-  Your online or mobile banking app
-  Retail stores and outlets
-  Flash vendors
-  USSD or cellphone banking